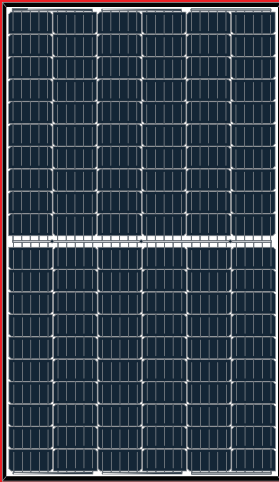
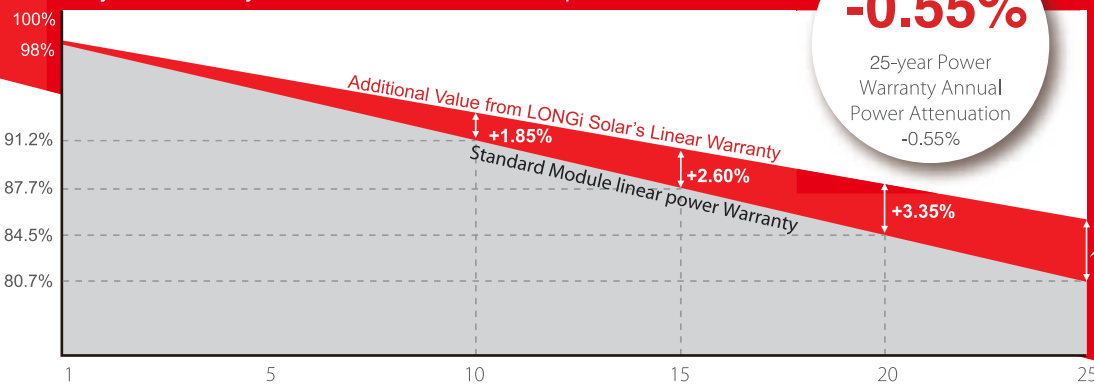


LR6-60HPH 300~320M



**High Efficiency
Low LID Mono PERC with
Half-cut Technology**

10-year Warranty for Materials and Processing;
25-year Warranty for Extra Linear Power Output



+4.10%

-0.55%

25-year Power
Warranty Annual
Power Attenuation
-0.55%

Complete System and Product Certifications

IEC 61215, IEC61730
ISO 9001:2008: ISO Quality Management System
ISO 14001: 2004: ISO Environment Management System
TS62941: Guideline for module design qualification and type approval
OHSAS 18001: 2007 Occupational Health and Safety



* Specifications subject to technical changes and tests. LONGi Solar reserves the right of interpretation.

Positive power tolerance (0 ~ +5W) guaranteed

High module conversion efficiency (up to 19.3%)

Slower power degradation enabled by Low LID Mono PERC technology: first year <2%, 0.55% year 2-25

Solid PID resistance ensured by solar cell process optimization and careful module BOM selection

Adaptable to harsh environment: passed rigorous salt mist and ammonia tests

Outstanding low light performance average relative efficiency 97.5% or better at 200W/m²

Reduced resistive loss with lower operating current

Higher energy yield with lower operating temperature

Reduced hot spot risk with optimized electrical design and lower operating current

LONGi Solar

Room 201, Building 8, Sandhill Plaza, Lane 2290, Zuchongzhi Road, Pudong District, Shanghai, 201203
Tel: + 86-21-61047332 Fax: +86-21-61047377 E-mail: module@longi-silicon.com
Facebook: www.facebook.com/LONGi Solar

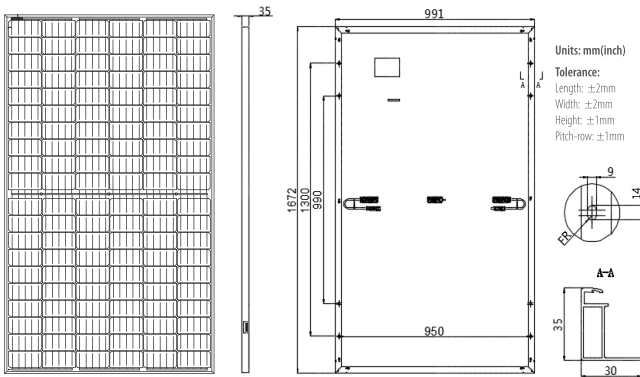
Note: Due to continuous technical innovation, R&D and improvement, technical data above mentioned may be of modification accordingly. LONGi Solar have the sole right to make such modification at anytime without further notice; Demanding party shall request for the latest datasheet for such as contract need, and make it a consisting and binding part of lawful documentation duly signed by both parties.

LR6-60HPH 300~320M

Design (mm)

Mechanical Parameters

Operating Parameters



Cell Orientation: 120 (6×20)
 Junction Box: IP67, three diodes
 Output Cable: 4mm², 300mm in length
 Glass: 2.8mm coated tempered glass
 Weight: 16.8kg
 Dimension: 1672×991×35mm
 Packaging: 30pcs per pallet
 180pcs per 20'GP
 780pcs per 40'HC

Operational Temperature: -40 C ~ +85 C
 Power Output Tolerance: 0 ~ +5 W
 Voc and Isc Tolerance: ±3%
 Maximum System Voltage: DC1500V (IEC)
 Maximum Series Fuse Rating: 20A
 Nominal Operating Cell Temperature: 45±2 C
 Safety Class: Class II

Electrical Characteristics

Test uncertainty for Pmax: ±3%

Model Number	LR6-60HPH-300M		LR6-60HPH-305M		LR6-60HPH-310M		LR6-60HPH-315M		LR6-60HPH-320M	
	STC	NOCT	STC	NOCT	STC	NOCT	STC	NOCT	STC	NOCT
Testing Condition										
Maximum Power (Pmax/W)	300	222.2	305	225.9	310	229.6	315	233.4	320	237.1
Open Circuit Voltage (Voc/V)	39.8	37.1	40.1	37.4	40.3	37.7	40.6	37.9	40.9	38.2
Short Circuit Current (Isc/A)	9.70	7.82	9.78	7.88	9.86	7.94	9.94	8.01	10.02	8.08
Voltage at Maximum Power (Vmp/V)	32.9	30.4	33.1	30.6	33.3	30.8	33.7	31.1	33.9	31.3
Current at Maximum Power (Imp/A)	9.13	7.32	9.21	7.38	9.30	7.46	9.36	7.50	9.43	7.56
Module Efficiency(%)	18.1		18.4		18.7		19.0		19.3	

STC (Standard Testing Conditions): Irradiance 1000W/m², Cell Temperature 25 C, Spectra at AM1.5

NOCT (Nominal Operating Cell Temperature): Irradiance 800W/m², Ambient Temperature 20 C, Spectra at AM1.5, Wind at 1m/s

Temperature Ratings (STC)

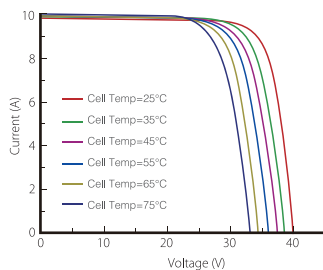
Mechanical Loading

Temperature Coefficient of Isc	+0.057%/C
Temperature Coefficient of Voc	-0.286%/C
Temperature Coefficient of Pmax	-0.370%/C

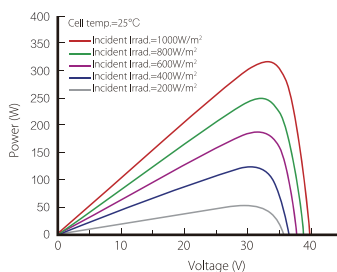
Front Side Maximum Static Loading	5400Pa
Rear Side Maximum Static Loading	2400Pa
Hailstone Test	25mm Hailstone at the speed of 23m/s

I-V Curve

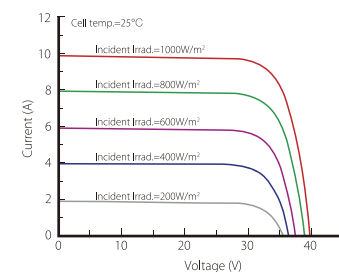
Current-Voltage Curve (LR6-60HPH-310M)



Power-Voltage Curve (LR6-60HPH-310M)



Current-Voltage Curve (LR6-60HPH-310M)



LONGi Solar

Room 201, Building 8, Sandhill Plaza, Lane 2290, Zuchongzhi Road, Pudong District, Shanghai, 201203
 Tel: + 86-21-61047332 Fax: +86-21-61047377 E-mail: module@longi-silicon.com
 Facebook: www.facebook.com/LONGi Solar

Note: Due to continuous technical innovation, R&D and improvement, technical data above mentioned may be of modification accordingly. LONGi Solar have the sole right to make such modification at anytime without further notice; Demanding party shall request for the latest datasheet for such as contract need, and make it a consisting and binding part of lawful documentation duly signed by both parties.